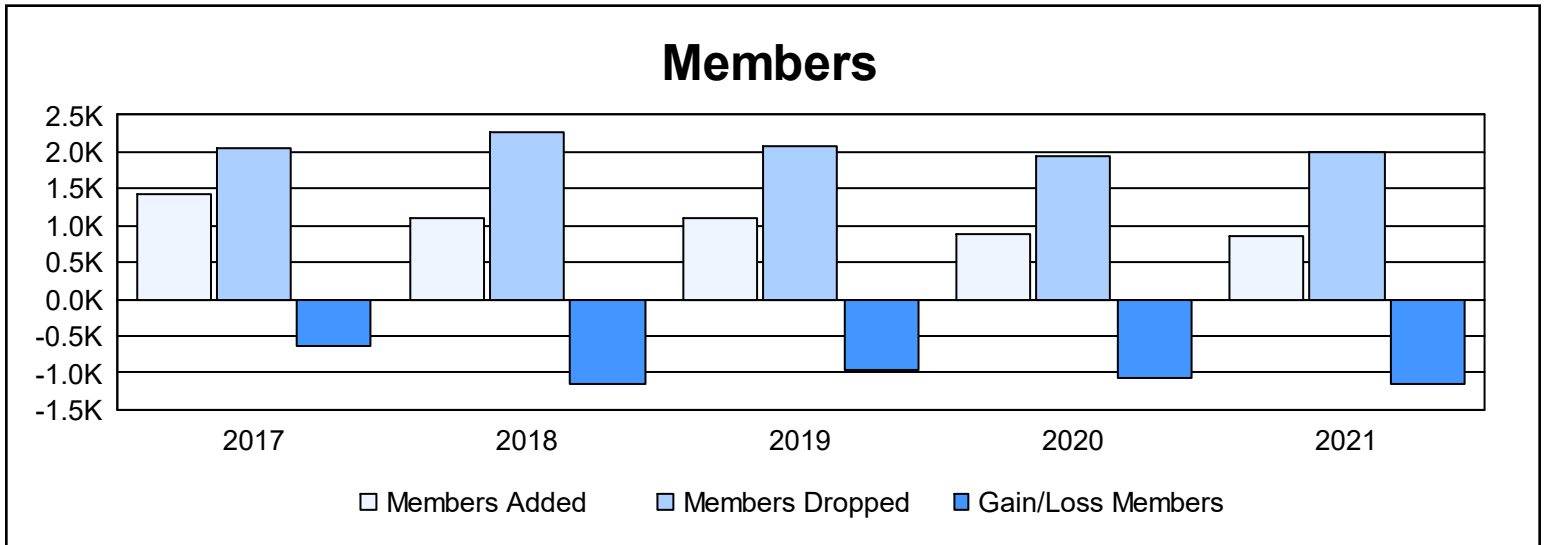
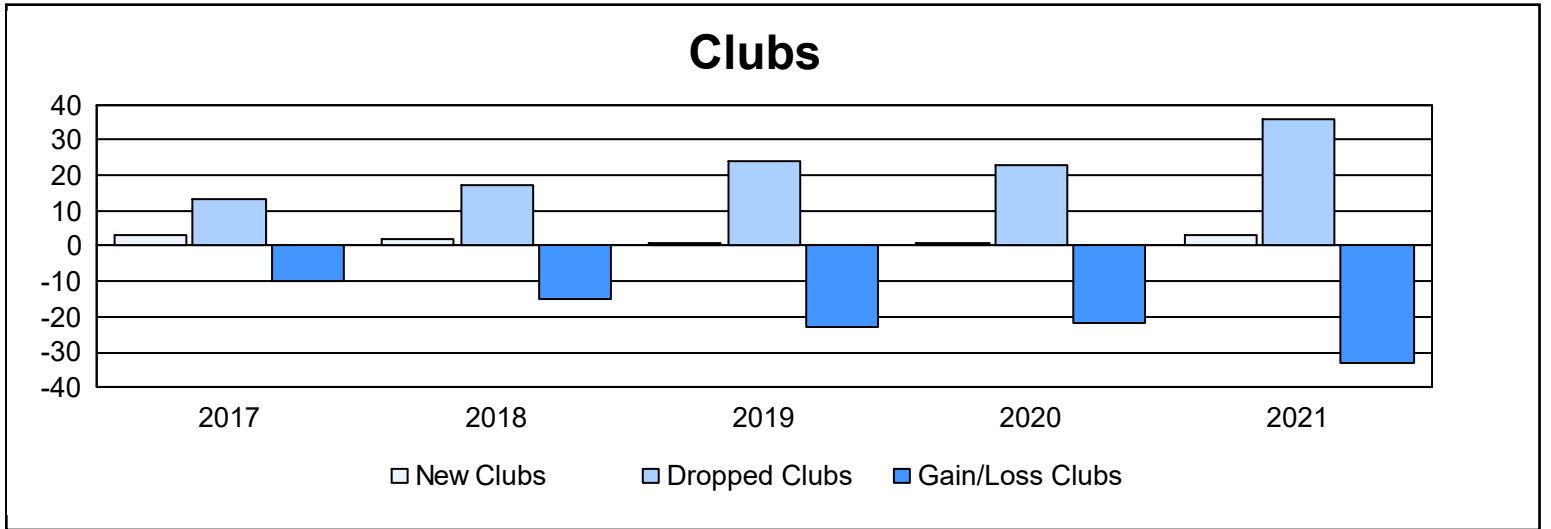
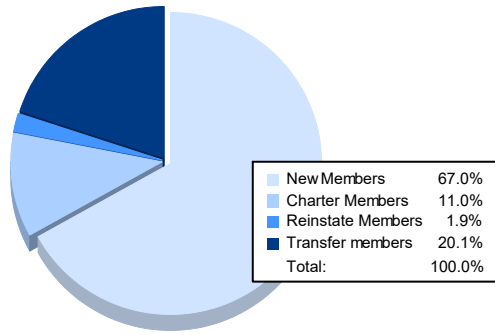


| Year | New Clubs | Dropped Clubs | Gain/ Loss Clubs | New Members | Charter Members | Reinstate Members | Transfer Members | Total Member Added | Total Members Dropped | Gain/ Loss Members |
|----------------|-----------|---------------|------------------|-------------|-----------------|-------------------|------------------|--------------------|-----------------------|--------------------|
| 2016-2017 | 3 | 13 | -10 | 1,161 | 114 | 8 | 141 | 1,424 | 2,058 | -634 |
| 2017-2018 | 2 | 17 | -15 | 938 | 78 | 16 | 82 | 1,114 | 2,259 | -1,145 |
| 2018-2019 | 1 | 24 | -23 | 909 | 43 | 25 | 124 | 1,101 | 2,068 | -967 |
| 2019-2020 | 1 | 23 | -22 | 732 | 34 | 17 | 98 | 881 | 1,946 | -1,065 |
| 2020-2021 | 3 | 36 | -33 | 567 | 93 | 16 | 170 | 846 | 1,988 | -1,142 |
| Average | 2 | 23 | -21 | 861 | 72 | 16 | 123 | 1,073 | 2,064 | -991 |



Membership Composition June 2021 Cumulative



Gender Composition June 2021 Cumulative

